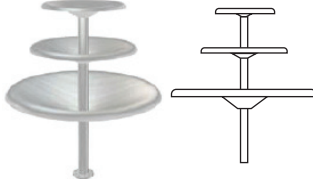
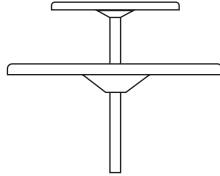


THREE LAYER WATER CURTAIN



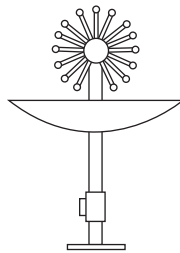

Kodu Code	Bağlantı Connections (G.J)	Basınç Pressure (Kpa)	Deşarj Discharge (m ³ /h)	Yükseklik Height (m)	Çap Diameter (m)
RFSDQB 100	4"	60-150	65	3,5	2.0
RFSDQB 80	3"	50-100	48	2.8	1.5

TWO LAYER WATER CURTAIN



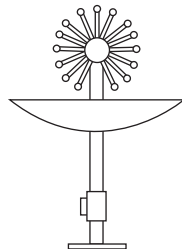
Kodu Code	Bağlantı Connections (G.J)	Basınç Pressure (Kpa)	Deşarj Discharge (m ³ /h)	Yükseklik Height (m)	Çap Diameter (m)
RFEDQB 100	4"	60-150	65	3,5	2.0
RFEDQB 80	3"	50-100	48	2.8	1.5

CRYSTAL BALL WATER CURTAIN



Kodu Code	Bağlantı Connections (G.J)	Basınç Pressure (Kpa)	Deşarj Discharge (m ³ /h)	Yükseklik Height (m)	Çap Diameter (m)
RFJQD 100	4"	80-150	65	4	2.0
RFJQD 80	3"	80-100	50	3	1.5
RFJQD 50	2"	80-100	35	2.5	1.2

SEMHCRYSTAL BALL WATER CURTAIN




Kodu Code	Bağlantı Connections (G.J)	Basınç Pressure (Kpa)	Deşarj Discharge (m ³ /h)	Yükseklik Height (m)	Çap Diameter (m)
RFJQD100	4"	80-150	65	4	2.0
RFJQD 80	3"	80-100	50	3	1.5
RFJQD 50	2"	80-100	35	2.5	1.2

CUP FOAM NOZZLE




Kodu Code	Bağlantı Connections (G.J)	Basınç Pressure (Kpa)	Deşarj Discharge (m ³ /h)	Yükseklik Height (m)	Çap Diameter (m)
RTBYB 80	3"	100-120	30-40	1-1.2	0.8-1.0
RTBYB 65	2 1/2"	80-100	25-30	0.5-1.0	0.6-0.9
RTBYB 50	2"	80-100	15-20	0.4-0.8	0.3-0.8
RTBYB 40	1 1/2"	60-100	13-18	0.4-0.8	0.3-0.6
RTBYB 25	1"	60-80	5-10	0.3-0.5	0.2-0.4
RTBYB 20	3/4"	60-80	3-6	0.2-0.4	0.15-0.3
RTBYB 15	1/2"	50-80	2-3	0.15-0.3	0.1-0.2

CHAMPAGNE FOAM NOZZLE



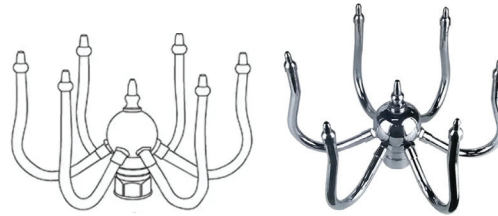
Kodu Code	Bağlantı Connections (G.J)	Basınç Pressure (Kpa)	Deşarj Discharge (m ³ /h)	Yükseklik Height (m)	Çap Diameter (m)
RTPMB 40	1 1/2"	80-120	8-15	0.6-2.5	0.3-0.4
RTPMB 40	1"	50-100	6-8	0.4-2.5	0.2-0.3

ROTATION DRAGON NOZZLE



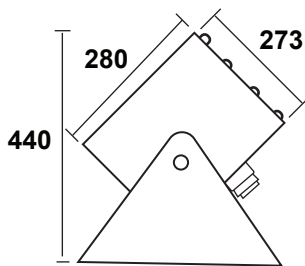
Kodu Code	Bağlantı Connections (G.J)	Basınç Pressure (Kpa)	Deşarj Discharge (m ³ /h)	Yükseklik Height (m)	Çap Diameter (m)
RTXLT 40	1 1/2"	80-120	4-5	0.8-3.5	0.1-3.5
RTXLT 25	1"	50-100	3-2	0.8-3.0	0.8-2.5

EUROPEAN ROTATION NEIZZLE



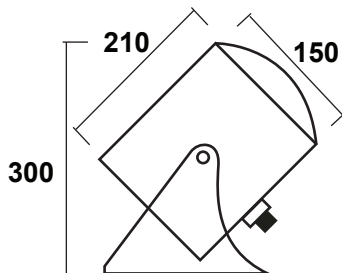
Kodu Code	Bağlantı Connections (G.J)	Basınç Pressure (Kpa)	Deşarj Discharge (m ³ /h)	Yükseklik Height (m)	Çap Diameter (m)
RTEXT 40	1 1/2"	80-150	10-12	2-4	1.5-2.5
RTEXT 25	1"	80-150	5-8	1-3	1-1.5

Laminar jet



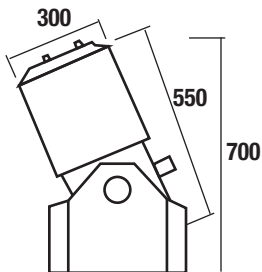
Kodu Code	BG5001	
DIAMENSIONS	[mm]	Ø 273 x 280X 440
LIGHT TYPE	9N LED MONOCHROME/RGB	
JET DIAMETER	[mm]	183620
VOLUME	[L/H]	8000- 10000
PUMP POWER	[W]	560
MATERIAL	Stainless steel	
WEIGHT	[KG]	13
PIVOTING RANGE	45-90 degrees	
PUMP LIFT	10-15	
SPRAY DISTANCE	[M]	4
SPRAY HEIGHT	[M]	25

Laminar jet



Kodu Code	BG5003	
DIAMENSIONS	[mm]	Ø 159x210x300
LIGHT TYPE	3N LED MONOCHROME/RGB	
JET DIAMETER	[mm]	12-14
VOLUME	[L/H]	3000-4500
PUMP POWER	[W]	250-300
MATERIAL	Stainless steel	
WEIGHT	[KG]	4.3
PIVOTING RANGE	45-90 degrees	
PUMP LIFT	6-10	
SPRAY DISTANCE	[M]	2
SPRAY HEIGHT	[M]	1.5

jumping jet



Kodu Code	BGTQ6001	
DIAMENSIONS	[mm]	Ø 300 x 550X 700
LIGHT TYPE	9N LED MONOCHROME/RGB	
JET DIAMETER	[mm]	18-20
VOLUME	[L/H]	8000 - 10000
PUMP POWER	[W]	550
MATERIAL	Stainless steel	
WEIGHT	[KG]	15
PIVOTING RANGE	45-90 degrees	
PUMP LIFT	10-15	
SPRAY DISTANCE	[M]	4
SPRAY HEIGHT	[M]	2.5

